



PERFECTFIT DOUBLE HUNG WINDOWS

Quality, design, and the reputation of the manufacturer are all attributes of replacement windows to consider. PerfectFit windows are the ultimate choice for superior energy-efficient and durable long-lasting replacement windows.

▶ All Ideal windows are made from PVC vinyl. Vinyl is a great insulator, nearly maintenance free, withstanding harsh weather and resists scratching, never peeling, cracking or requiring painting.

- ▶ Unique raised contour exterior adds elegance to your home
- ▶ Fully welded, multi-chambered sloped sill design provides strength and performance with a classic wood look
- ▶ Teflon coated stainless steel constant force balance system provides smooth operation
- ▶ Electrostatic painted, extruded aluminum half screen is color matched, locking in the down position. Full screen optional



Optional Foam Filling

- 1 Virgin vinyl frame and sashes are fusion welded to provide strength and durability
- 2 An interior hidden accessory groove accommodates many profiles for easy installation
- 3 Energy efficient 7/8" insulated glass for excellent performance
- 4 Integral curved lift rails allow the sashes to be raised and lowered with ease
- 5 Tilt latches are flush mounted offering a clean look allowing you to tilt the window in for easy cleaning
- 6 Welded multi-chambered sloped sill design provides strength with a classic wood look
- 7 Ventilation locks allow the window to vent partially
- 8 Stylish cam locks provide security and stability. Double locks are standard on all double hung windows 26" and wider



Linen Clay/Linen Sahara Brown/Linen Bronze/Linen Linen/Oak

Actual colors may vary from print.




Stylish Lock



Low Profile Tilt Latch



Raised Contour Exterior



Steel Reinforcement



Optional safety WOCD vent tabs restrict the height the sash can open



Optional Fin frame for New Construction

Call for Pricing
Tel: (973)785-1414
Fax: (973)785-0378

The Professional

Multi-Purpose Vinyl Window Series

PROFESSIONAL DOUBLE HUNG WINDOWS

Our Professional window series are engineered for enduring beauty and performance. These classically styled windows offer a variety of design solutions to meet the ever-changing style, architectural and budgetary needs of the new construction and remodeling professional.



- ▶ Unique raised contour exterior for a stylish look
 - ▶ External glazing provides a smooth and clean appearance when viewed from inside the home
 - ▶ Block and tackle balance system
 - ▶ Multiple frame options for a variety of applications
 - ▶ Electrostatic painted, extruded aluminum half screen is color matched, locking in a down position. Full screen optional
- 1 Fusion-welded frame and sashes provide superior structural strength and create a permanent barrier against air and moisture infiltration
 - 2 Energy efficient 7/8" insulated glass for excellent performance
 - 3 Steel reinforced, integral interlocking meeting rail overlaps and interlocks to seal tightly
 - 4 Integral curved lift rail is molded into the sash for greater stability allowing the sashes to be raised and lowered with ease
 - 5 Low profile tilt latches allow you to tilt the window in for easy cleaning
 - 6 Sloped sill helps prevent water and air infiltration, forcing water to drain to the exterior of the window with a classic wood look
 - 7 Low profile, decorative lock. Double locks are standard on all double hung windows 26" and wider
 - 8 Ventilation locks allow the window to vent partially
 - 9 Integral J-Channel and nailing fin simplifies window and sizing installation



Actual colors may vary from print.



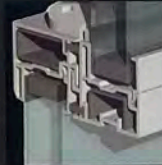
Stylish Lock



Low Profile Tilt Latch



Raised Contour Exterior



Steel Reinforcement



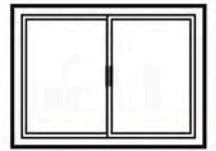
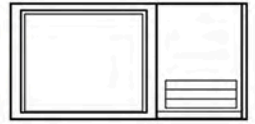
Optional safety WOCD vent tabs restrict the height the sash can open

Call for Pricing
Tel: (973)785-1414
Fax: (973)785-0378



SLIDER & BASEMENT HOPPER

Slider and Basement Hopper windows are complementary products to all of our product lines. When space is limited, a small slider or vent window provides ventilation for basement or utility rooms. Color matched to all of our products, these windows are both functional and efficient.



SLIDER

Each of our slider windows feature clean lines offering a streamlined look. An advanced track system allows the sashes to glide smoothly, making them easy to operate. For comfort, easy operation and solid performance our sliding windows get the job done!

- ▶ Composite rollers on slider sashes for smooth and easy operation
- ▶ 2 or 3-lite units are available



Composite Rollers



Stylish Lock



BASEMENT HOPPER

Tilting inward, our basement hopper provides both light and ventilation in many hard to accommodate areas in your home. The stainless steel hinges provide durability while the sash tilts inward with easy turn and tilt locks.



OPTIONAL DRYER VENT



Available for:

Sliders, Hoppers, Picture Window and Double Hungs.

No need to make holes in your walls with this optional dryer vent. The vent is recessed for added protection from the weather while the trimline quiet louver won't clatter. Designed to keep insects, rodents, and cold air outside of the home.

- ▶ Includes a 4" diameter aluminum pipe and collar
- ▶ Can be mounted vertically or horizontally
- ▶ Louver available in white only

Call for Pricing

Tel: (973)785-1414

Fax: (973)785-0378