

WINDOWS

CRUSADER[®]

ELITE

MANUFACTURED WITH CLEAN AESTHETIC LINES & THE LATEST TECHNOLOGICAL INNOVATIONS.
LOW CONDUCTIVITY • ENERGY EFFICIENCY • PRODUCTION PRECISION

FEATURES

1 FUSION-WELDED SASHES & FRAME

Built from 100% virgin vinyl, to be exceptionally strong and durable, helping prevent air and water filtration.

2 EXTERIOR BEVELED MAINFRAME

Provides contemporary beauty and style.

3 EXTRUDED LIFT & PULL RAILS

Built directly in to sash for greater durability. No added or snap in components.

4 STAINLESS STEEL CONSTANT FORCE BALANCE SYSTEM

Provides smooth and easy **DOUBLE HUNG** operation and never requires lubrication or adjustment.

5 DUAL-VENTILATION LATCHES

Limit the window opening to a set point during ventilation.

6 COMPOSITE INTERLOCK REINFORCEMENT

Composite reinforced. Proprietary interlocking sashes provide increased strength where sashes meet.

7 HEAVY-DUTY LOCK

Standard in this series. Heavy-duty cam-action lock of die cast zinc. LOCK/TILT LOCK UPGRADE AVAILABLE.


8 STAINLESS STEEL SPACER

Fully automated for condensation resistance and seal integrity. TPS SPACER UPGRADE AVAILABLE.

9 DOUBLE WEATHERSTRIPPING.

Dual-fit weather stripping minimizes drafts, dust and pollen and helps resist mold and bacteria growth.

HELPS REDUCE AIR LEAKAGE TO .03 CFM (CUBIC FEET PER METER), ONE TENTH THE INDUSTRY STANDARD



DOUBLE HUNG



SLIDER






PICTURE



CASEMENT



AWNING




OPTIONS

GRIDS

STYLE
(DESIGN)

TYPE
(MATERIAL)



HARDWARE

LOCK/TILT LOCK UPGRADE


Available on Double hung windows, this lock upgrade provides one mechanism for locking and tilting the sash. Engineered to stand up to thousands of cycles, this upgraded lock eliminates the need for separate tilt latches, creating a smoother and more streamlined sash appearance. **Not available for all widths. Units under 18" must feature standard hardware.*



SPACER

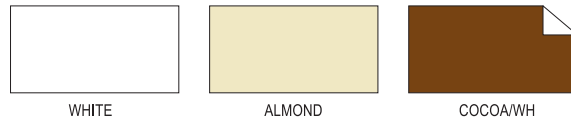
TPS SPACER UPGRADE

A new state-of-the-art warm-edge spacer system that transfers less heat/cold than aluminum or steel. It expands and contracts with the change in temperature, providing an excellent seal.



GRIDS

Due to effects of printing and display output, samples shown here will vary slightly in color and sheen from actual materials.



ADDITIONAL



**Double Locks Standard on Crusader Elite Double Hungs over 18".
**Glass privacy ratings range from 1 (least) to 9 (most).*

PERFORMANCE

LOW-E/ARGON/FOAM OPTION PACKAGE

1 SOFT-COAT LOW-E PANE


Microscopic layers of silver and titanium dioxide are applied to Surgace 2 of low-emissivity glass rated PPG Solarban 60. This blocks 62% of solar energy, letting through 70% of visible light.

2 ARGON GAS

Clear, non-toxic Argon gas fills the insulated glass unit to reduce the thermal conductivity of the airspace between the glass layers for increased energy efficiency.

3 FOAM ENHANCEMENT

The hollows inside the vinyl master frame are injected with polyurethane foam to reduce thermal conductivity and help your windows operate at peak thermal efficiency year round.



CERTIFIED	CR160520.26.01
ENERGY PERFORMANCE RATINGS	
U-FACTOR (U/L/HP)	SOLAR HEAT GAIN COEFFICIENT
0.27	0.29
ADDITIONAL PERFORMANCE RATINGS	
VISIBLE TRANSMITTANCE	AIR LEAKAGE (CLASS)
0.53	≤ 0.3
<small>Product performance ratings are based on a standard set of test conditions. Actual performance may vary. For more information, visit www.nrc.org.</small>	



TOP 100 Manufacturers **WindowDoor**



Call for Pricing
Tel: (973)785-1414
Fax: (973)785-0378